

Longwood University

## Digital Commons @ Longwood University

---

Fall Showcase for Research and Creative Inquiry

Office of Student Research

---

Fall 11-18-2020

### First-Overall Pick: Hockey's Most Valuable Resource

Bridget Hafdelin  
*Longwood University*

Follow this and additional works at: [https://digitalcommons.longwood.edu/rci\\_fall](https://digitalcommons.longwood.edu/rci_fall)



Part of the [English Language and Literature Commons](#)

---

#### Recommended Citation

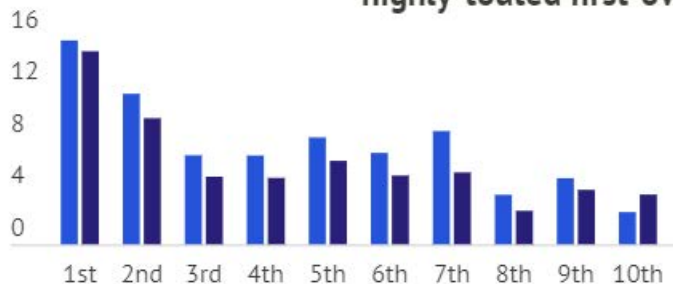
Hafdelin, Bridget, "First-Overall Pick: Hockey's Most Valuable Resource" (2020). *Fall Showcase for Research and Creative Inquiry*. 119.

[https://digitalcommons.longwood.edu/rci\\_fall/119](https://digitalcommons.longwood.edu/rci_fall/119)

This Poster is brought to you for free and open access by the Office of Student Research at Digital Commons @ Longwood University. It has been accepted for inclusion in Fall Showcase for Research and Creative Inquiry by an authorized administrator of Digital Commons @ Longwood University. For more information, please contact [hamiltonma@longwood.edu](mailto:hamiltonma@longwood.edu), [alwinehd@longwood.edu](mailto:alwinehd@longwood.edu).

# First-Overall Pick: Hockey's Greatest Resource

Unsurprisingly, a *lot* of research goes into National Hockey League (NHL) teams' draft research, especially in the first round. Since the year 1963 when the NHL draft started, what kinds of statistics have become available about the highly-touted first-overall pick?



● WAR (Wins Above Replacement) \*

● xWAR (Expected Goals Above Replacement) \*

# 205%

On average, first-overall picks are 205% more valuable than other top-ten picks according to WAR statistics.

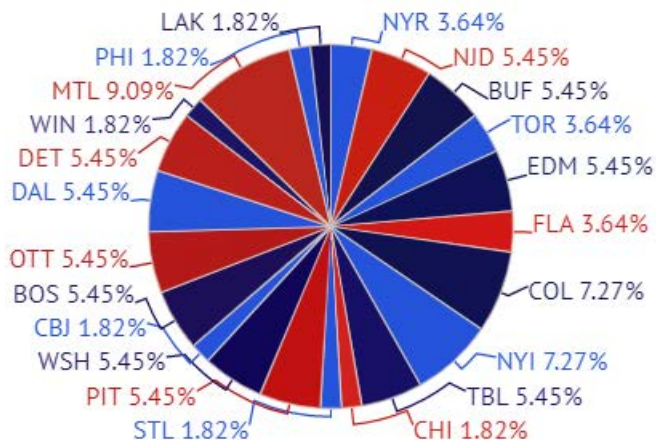
\* Advanced hockey statistics belong to [evolving-hockey.com](http://evolving-hockey.com)

# 8















## NHL teams have never had the first-overall pick

(Anaheim, Calgary, Carolina, Minnesota, Nashville, San Jose, Vancouver, Vegas)

### First overall-picks by NHL team



In 1995, the NHL draft lottery was introduced, creating a system in which all teams that did not make the playoffs were in the running for the first-overall pick. The odds of receiving this pick are determined by where in the standings each team ended up. The odds for the 2020 draft are shown in the table below.

		Team	1st	2nd	3rd	4th	5th	6th	7th	8th	9th	10th	11th	12th
		Detroit Red Wings	18.4	16.5	14.4	50.6								
		Ottawa Senators	13.5	13.0	12.3	33.3	27.9							
		San Jose Sharks	11.5	11.3	11.1	13.2	37.7	15.2						
		Los Angeles Kings	9.5	9.6	9.7	2.8	26.1	34.0	8.3					
		Anaheim Ducks	8.5	8.7	8.9		8.4	34.5	26.7	4.3				
		New Jersey Devils	7.5	7.8	8.0			16.2	38.9	19.4	2.1			
		Buffalo Sabres	6.5	6.8	7.1				26.0	39.5	19.4	2.1		



Infogram created by Bridget Hafdelin

ENG 210-50: Forms and Genres (Digital Writing)

